



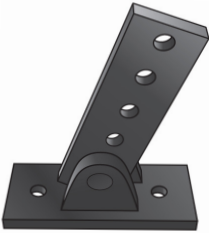




STEEL / CARBIDE FRAME SHOES

| Steel Frame Shoe OST-900 | Carbide Frame Shoe OCS-100 | Carbide Frame Shoe OCS-910 |
|--|---|--|
| <p>Flat Steel Frame Shoe Uses 3/4" Plow Bolts 1- 3/4" x 8" x 14"</p>  | <p>Carbide Flat Frame Shoe Uses OST-110, OST-100N or OST-120 Shoe Bracket</p>  | <p>Carbide Boat Frame Shoe Uses OST-110 Shoe Bracket</p>  |

FRAME SHOE ADAPTERS

| Frame Shoe Adapters OST-100 | Frame Shoe Adapters OST-100N | Frame Shoe Adapters OST-110 |
|--|--|---|
| <p>Flat Frame Shoe Bracket Used on Viking Plows before 2001 4" x 10" Shaft</p>  | <p>Flat Frame Shoe Bracket Used on Viking Plows after 2000 3" x 10" Shaft</p>  | <p>Flat Frame Shoe Bracket Used on Tenco Plows 3" x 15" Shaft</p>  |
| | <p>Frame Shoe Adapters OST-120</p> <p>Flat Frame Shoe Bracket Used on Frink/Everest Plows 3" x 15" Shaft</p>  | |