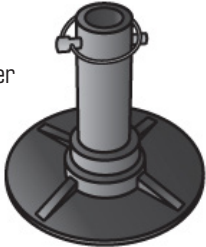
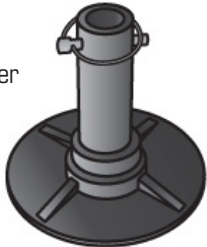
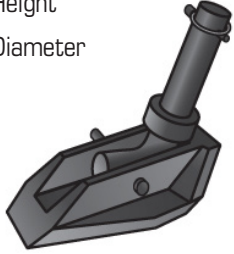
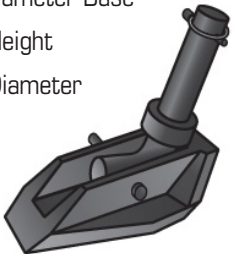


CAST PICK-UP PLOW SHOES

Cast Pickup Plow Shoe CSC-6	Cast Pickup Plow Shoe CSC-7	Cast Pickup Plow Shoe CSC-16
<p>Fisher Cast Shoe Assembly (Hollow Shaft)</p> <p>6" Diameter Base</p> <p>5-1/4" Shaft Height</p> <p>1-3/8" Shaft Diameter</p> 	<p>Fisher Cast Shoe Assembly (Heavy Duty)</p> <p>7" Diameter Base</p> <p>5" Shaft Height</p> <p>1-3/8" Shaft Diameter</p> 	<p>Meyer Cast Shoe Assembly</p> <p>3" x 7-1/2" Diameter Base</p> <p>8-1/4" Shaft Height</p> <p>1-1/4" Shaft Diameter</p> 
Cast Pickup Plow Shoe CSC-17	Cast Pickup Plow Shoe CSC-20	
<p>Meyer Cast Shoe Assembly (Heavy Duty)</p> <p>5" x 8-1/2" Diameter Base</p> <p>8-1/4" Shaft Height</p> <p>1-1/4" Shaft Diameter</p> 	<p>Western/Hiniker Cast Shoe Assembly (Heavy Duty)</p> <p>6-1/2" Diameter Base</p> <p>8-3/4" Shaft Height</p> <p>1" Shaft Diameter</p> 